

DIAPATH

CRISTALLO[®]

THE INNOVATIVE LIQUID COVERSLIPPING TECHNOLOGY



Made in Italy

PATENTED
PRODUCT

IVD CE

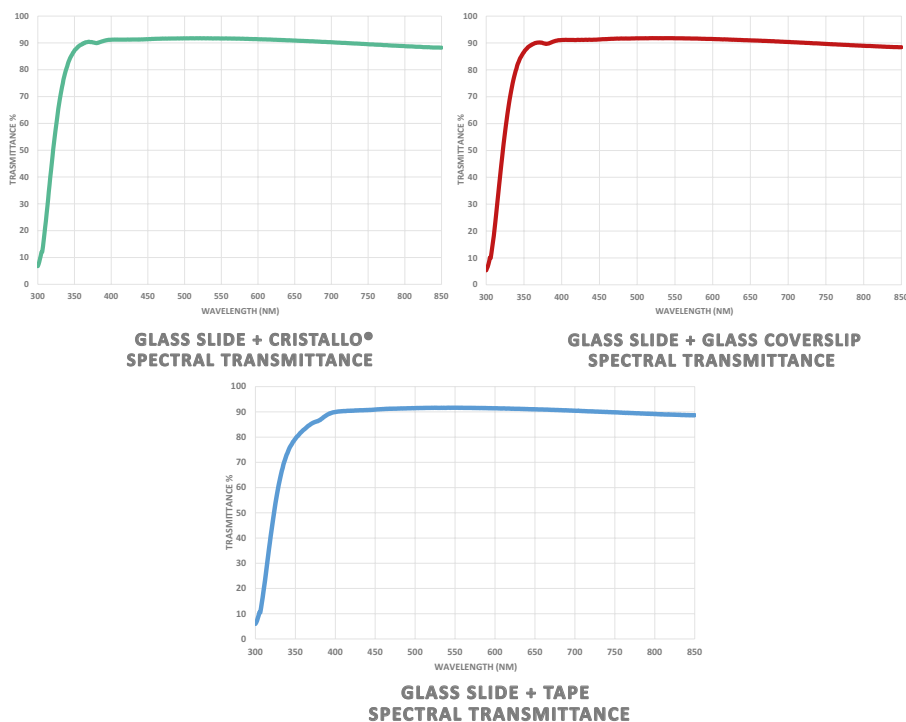
The Innovative technology

Cristallo® is Diapath's innovative technology that has been developed as an alternative solution to common slide mounting procedures.

It is a reagent, an ultra-clear and xylene-free liquid polymer with the addition of smart ingredients. It creates a smooth and thin layer over the sample that quickly solidifies, by means of simple immersion.

There is no need for intricate automatic mounting instrumentation, relative maintenance costs and associated critical issues to efficiently coverslip histological samples.

Designed to be a flexible and versatile solution, DiapathCristallo® allows users to simultaneously mount a 28-slides batch in 3' 40", placed into an optimised basket, either manually or directly in the Diapath Giotto automatic stainer, as the final step of the staining protocol.



Glass/Tape vs Cristallo®

Spectra transmittance comparison between standard coverglass/tape and Cristallo®.

Cristallo® shows the same optical performance than glass/tape.

Measurements performed on a UV-1800 SHIMADZU spectrophotometer



CRISTALLO®

Features

Special Liquid polymer
with smart ingredients
-
Ready-to-use

Xylene free

Through immersion
it creates a smooth and
resistant thin layer on
both side of the slides
that quickly solidifies

Ultra clear
-
Optically neutral
-
High affinity for glass

Hydro-repellent
-
UV resistant

Patented Reagent
and Method
-
Ecofriendly packaging

Benefits

Manual or Automated
procedure
H&E, IHC and Supra
Mega slides

Safe for the operator
and the laboratory
space
-
No waste: refills

No coverglass
misalignments
-
Easy to remove: fast and
efficient procedure (5 min)
in Transition Reagent

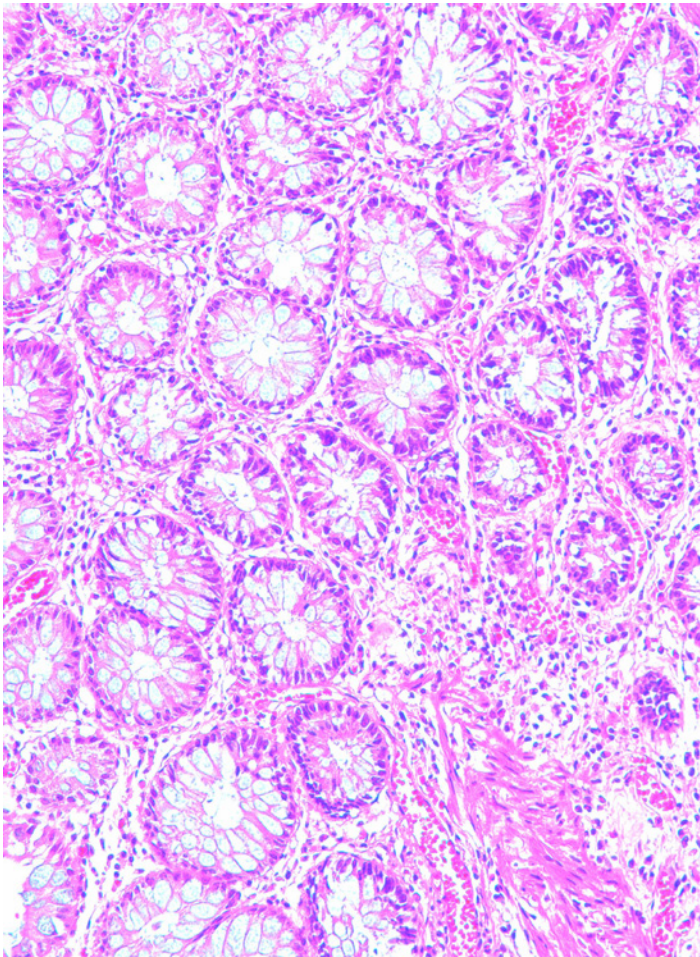
High quality and contrast
under the microscope
-
Ease of scanning:
ideal for Digital
Pathology

Long-term protection
-
No yellowing over
time and with
exposure to light

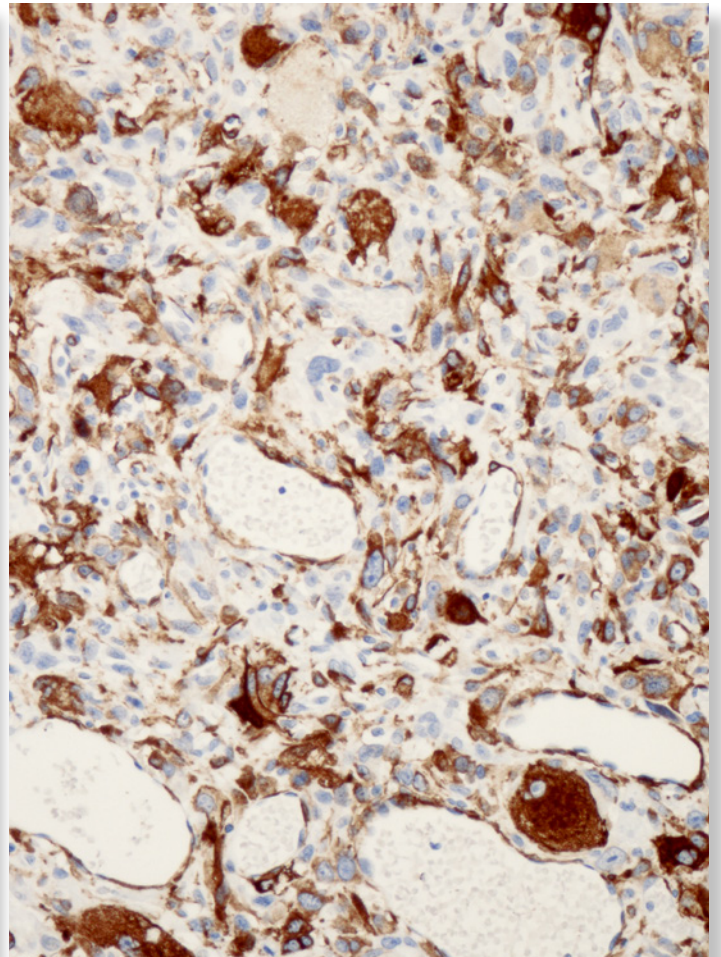
Original and unique
solution
-



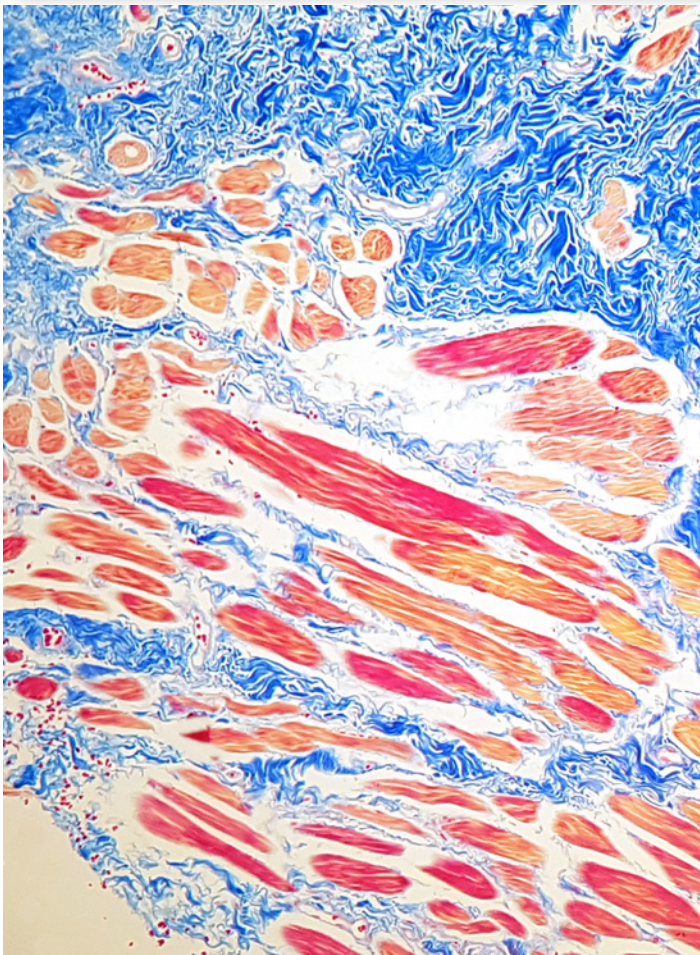
DIAPATH



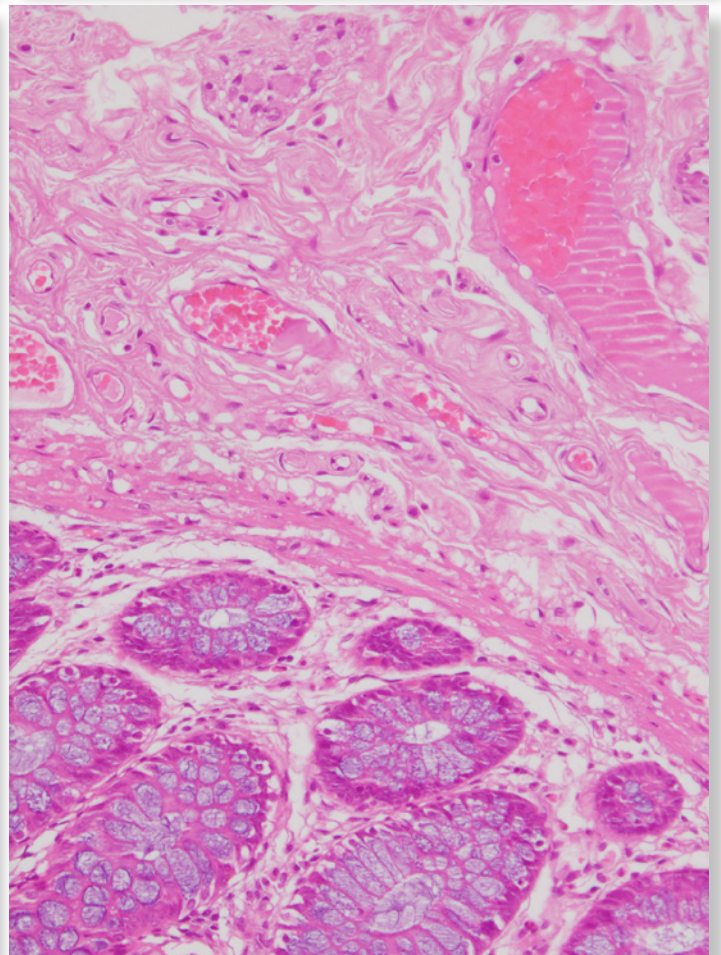
H&E slide mounted with Cristallo®



Immunohistochemistry slide mounted with Cristallo®



Special Stain slide mounted with Cristallo®



H&E slide mounted with Cristallo®

Giotto Stainer **with** **CRISTALLO®** on board

A fully integrated system from staining to mounting



- Easy-to-use
- Flexible
- High productivity: 240 slides/hour/instrument
- Compact, space optimized: 2 Giotto units fit the space of 1 of competitor's unit
- Light: only 94 kg



Products and Accessories

Cristallo® Liquid Coverslipping technology	code n. LC001
Transition Reagent	code n. LC002
Immersion oil	code n. LC003AA
Cristallo® slide rack for Giotto stainer/Manual use	code n. LC004
Cristallo® slide rack – Leica adapter	code n. LC005
Cristallo® slide rack Air – full kit	code n. LC013
Cylindrical Absorbent pads	code n. LC012
Slide lifting support for slides drying	code n. LC015
High Capacity Dryer	code n. SDSLC0000
Supa mega slide adapter	code n. LC014
Giotto tank lid	code n. LC017
Slide tray holder	code n. LC016

Watch the video



DIAPATH

DIAPATH S.p.A.

Via Savoldini,71 | 24057 Martinengo (BG) Italy
P (+39) 0363.986411 | Fax (+39) 0363.948000
info@diapath.com | www.diapath.com

Follow Us



Distributed by Cellpath

80 Mochdre Enterprise Park | Newtown (Powys) UK
SY16 4LE | P +44 (0)1686 611 333 | Fax +44 (0)1686 622 946
info@cellpath.com | www.cellpath.com

1MKTOBR133EN